

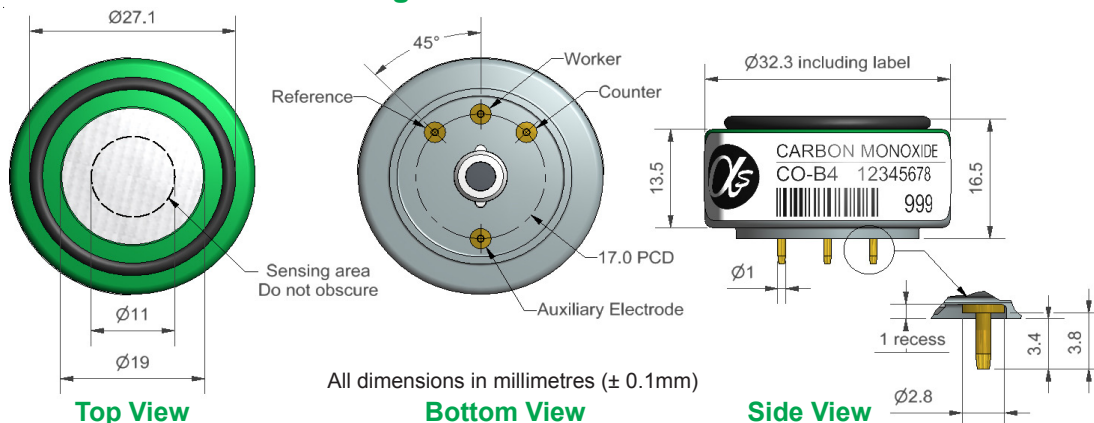


CO-B4 Carbon Monoxide Sensor 4-Electrode



PATENTED

Figure 1 CO-B4 Schematic Diagram



Technical Specification

PERFORMANCE	Parameter	Specification	Range
	Sensitivity	nA/ppm at 2ppm CO	420 to 650
	Response time	t_{90} (s) from zero to 10ppm CO	< 25
	Zero current	nA in zero air at 20°C	+30 to -130
	Noise*	± 2 standard deviations (ppb equivalent)	4
	Range	ppm limit of performance warranty	1000
	Linearity	ppb CO error at full scale, linear at zero, 500ppm CO	20 to 35
	Overgas limit	maximum ppm for stable response to gas pulse	2000

* Tested with Alphasense ISB low noise circuit

LIFETIME	Parameter	Specification	Range
	Zero drift	ppb equivalent change/year in lab air	< ± 100
	Sensitivity drift	% change/year in lab air, monthly test	< 10
	Operating life	months until 50% original signal (24 month warranted)	> 36

ENVIRONMENTAL	Parameter	Specification	Range
	Sensitivity @ -20°C	(% output @ -20°C/output @ 20°C) @ 5ppm CO	40 to 70
	Sensitivity @ 50°C	(% output @ 50°C/output @ 20°C) @ 5ppm CO	110 to 125
	Zero @ -20°C	nA	-30 to +30
	Zero @ 50°C	nA	-50 to -200

CROSS SENSITIVITY

Parameter	Specification	Range
Filter capacity	ppm·hrs	250,000
H ₂ S sensitivity	% measured gas @ 5ppm	< 1
NO ₂ sensitivity	% measured gas @ 5ppm	< 1
Cl ₂ sensitivity	% measured gas @ 5ppm	< 1
NO sensitivity	% measured gas @ 5ppm	< -3
SO ₂ sensitivity	% measured gas @ 5ppm	< 0.1
H ₂ sensitivity	% measured gas @ 100ppm	< 10
C ₂ H ₄ sensitivity	% measured gas @ 100ppm	< 1
NH ₃ sensitivity	% measured gas @ 20ppm	< 0.1

KEY SPECIFICATIONS	Parameter	Specification	Range
	Temperature range	°C	-30 to 50
	Pressure range	kPa	80 to 120
	Humidity range	% rh continuous	15 to 90
	Storage period	months @ 3 to 20°C (stored in sealed pot)	6
	Load resistor	Ω (ISB circuit is recommended)	33 to 100
	Weight	g	< 13



At the end of the product's life, do not dispose of any electronic sensor, component or instrument in the domestic waste, but contact the instrument manufacturer, Alphasense or its distributor for disposal instructions.

NOTE: all sensors are tested at ambient environmental conditions, with 10 ohm load resistor, unless otherwise stated. As applications of use are outside our control, the information provided is given without legal responsibility. Customers should test under their own conditions, to ensure that the sensors are suitable for their own requirements.

Apollosense Ltd



CO-B4 Performance Data

Technical Specification

Figure 2 Sensitivity Temperature Dependence

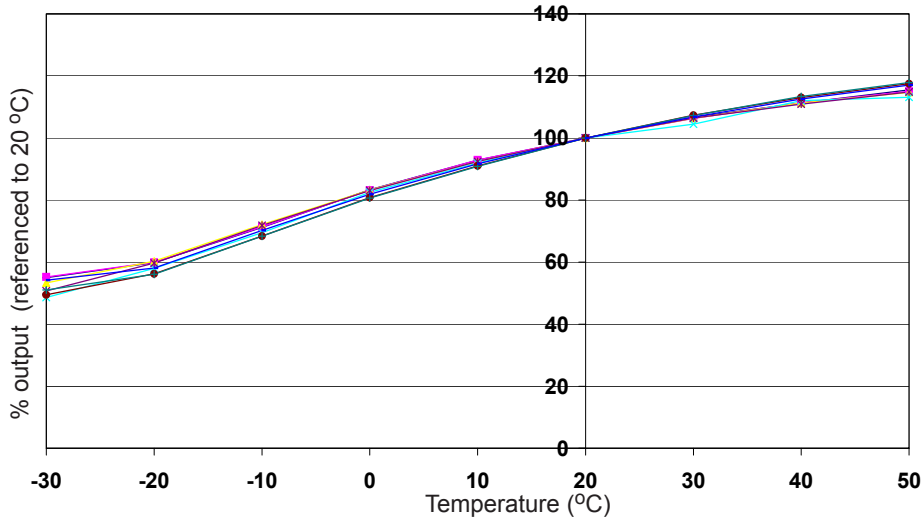


Figure 2 shows the temperature dependence of sensitivity at 2ppm CO.

This data is taken from a typical batch of sensors.

Figure 3 Zero Current Temperature Dependence (corrected)

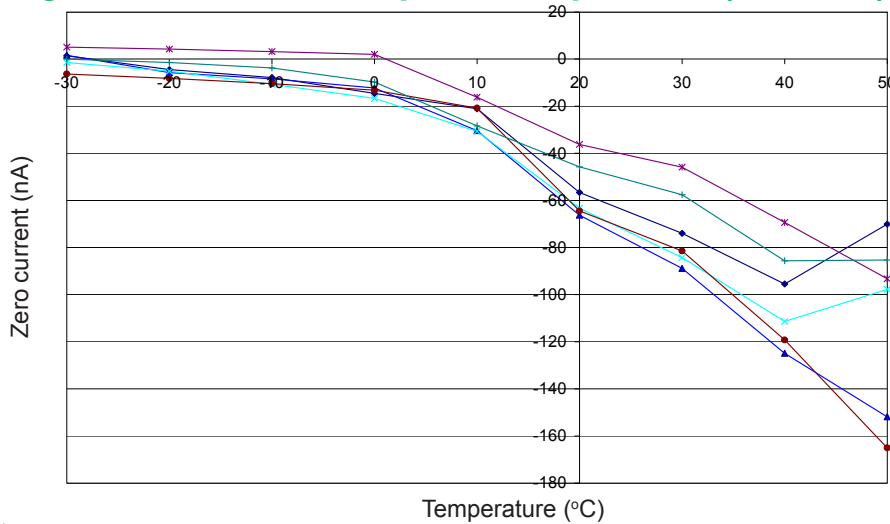


Figure 3 shows the variation in zero output of the working electrode caused by changes in temperature, expressed as nA.

This data is taken from a typical batch of sensors.

Contact Alphasense for further information on zero current correction.

Figure 4 Response to 0 to 1ppm CO

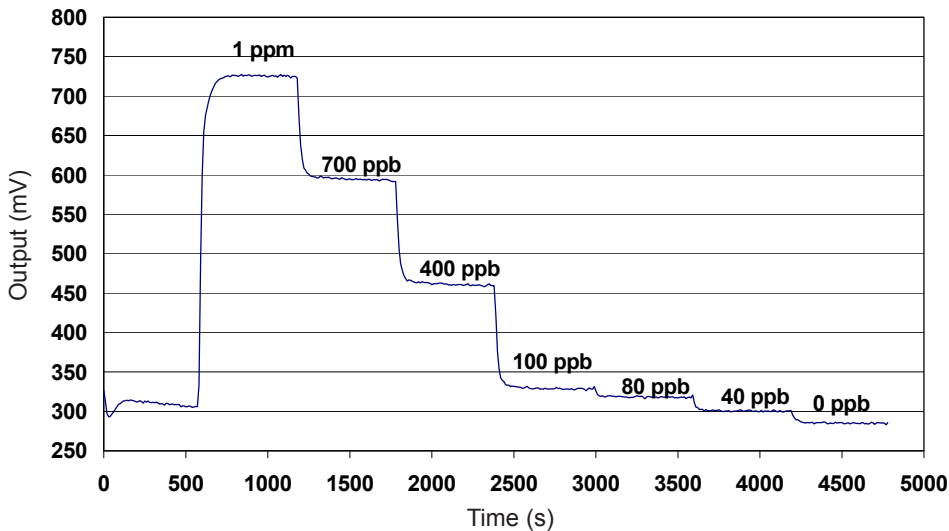


Figure 4 shows response from 0 to 1ppm CO.

Use of Alphasense ISB circuit reduces noise to 4ppb, with the opportunity of digital smoothing to reduce noise even further

ApolloSense Ltd