

DATA SHEET







OXY-COMM-RS485

Oxygen Analyser

FEATURES

- 8—15V_{DC} supply voltage with reverse polarity and transient overvoltage protection
- Networkable, fault tolerant RS485 interface, short circuit and overvoltage protection
- Can be calibrated in fresh air (20.7% O₂) or to any other known O₂ concentration
- Barometric pressure compensation



<p>Housing</p>  <p>COMPACT</p>  <p>ROBUST</p>	<p>Supply Voltage</p>  <p>8 - 15 V VOLTAGE</p>	<p>Operating Temp</p>  <p>-40°C to +60°C TEMPERATURE</p>	<p>Output Digital</p>  <p>RS485</p>	<p>Response Time</p>  <p>< 15 secs</p>
---	---	---	---	--

APPLICATIONS

- Refrigerated transportation containers
- Protecting historical artefacts against oxidation
- Fire prevention in facilities such as server rooms, or document storage

TECHNICAL SPECIFICATIONS

Supply voltage	8—15V _{DC}
Bus pin faults	±60V _{DC}
Current consumption	950mA at 12V _{DC} maximum
Temperature:	
Storage	-40°C to +85°C
OFF Mode	-40°C to +85°C
Standby Mode	-40°C to +70°C
ON Mode	-40°C to +60°C
Cleaning Mode	-40°C to +45°C
Absolute operating pressure	260—1260mbar
Gas flow rate	0—5m/s
Weight	< 300grams
Seal rating	IP65

OUTPUT VALUES

Initial output stabilisation time	< 10mins
Oxygen measurement range ¹	0.1—100% O ₂
Accuracy after calibration in fresh air to 20.7% O ₂ ²	< ±0.5% O ₂
Accuracy after calibration in 100% O ₂ ³	< ±0.5% O ₂
Repeatability	< ±0.5% O ₂
Measurement resolution	0.01% O ₂
Response time (10—90%)	< 15s
Heater warm up times (no oxygen measurement):	
OFF Mode to ON Mode	60s
Standby Mode to ON Mode	20s
Cleaning Mode to ON Mode	5s

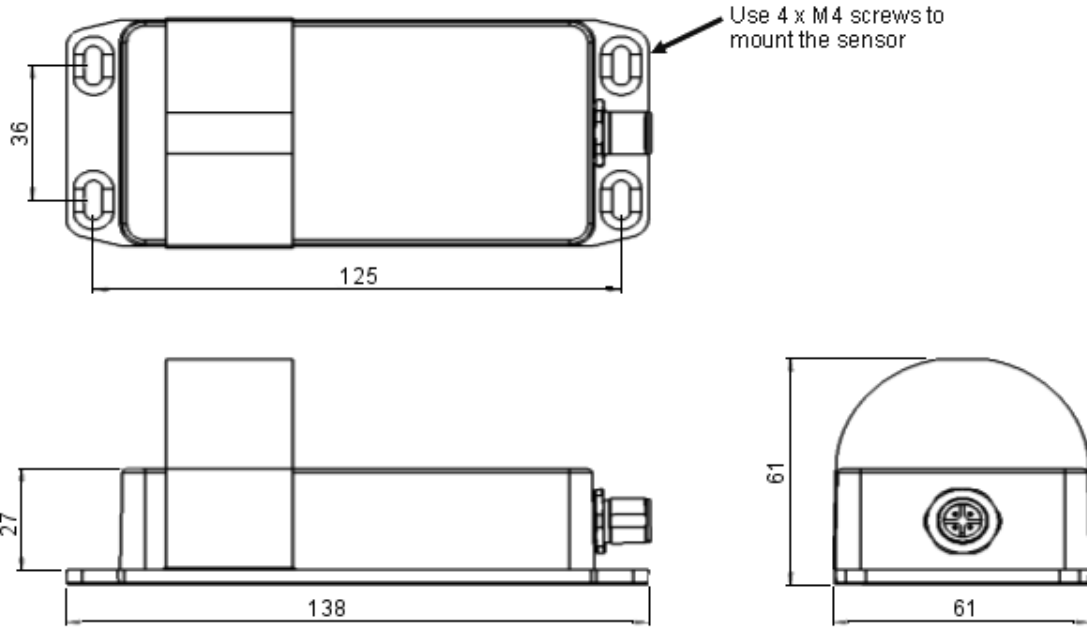
Need help? Ask the expert
0755-83680810-819
and ask for “Technical”



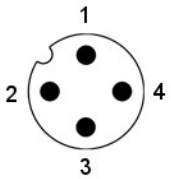
深圳市新世联科技有限公司

OUTLINE DRAWING AND MOUNTING INFORMATION

All dimensions shown in mm. Tolerances = ±1mm.



ELECTRICAL INTERFACE



Brad Harrison style
4-pin M12 connector
Code A

Pin	Designation
1	8—15V _{DC}
2	RS485 A (+)
3	0V _{DC}
4	RS485 B (-)

ORDER INFORMATION

Specify the part number listed below when ordering. Include the 'OXY' prefix.

O X Y - C O M M - R S 4 8 5



WARNING!

Personal Injury

DO NOT use these products as safety or Emergency Stop devices or in any other application where failure of the product could result in personal injury.

Failure to comply with these instructions could result in serious injury or death!

CAUTION

Do not exceed maximum ratings and ensure sensor(s) are operated in accordance with their requirements. Carefully follow all wiring instructions. Incorrect wiring can cause permanent damage to the device. DO NOT use chemical cleaning agents.

Failure to comply with these instructions may result in product damage.

INFORMATION

All sensors are tested at ambient environmental conditions unless otherwise stated. As customer applications are outside of SST Sensing Ltd.'s control, the information provided is given without legal responsibility. Customers should test under their own conditions to ensure that the equipment is suitable for their intended application.

For technical assistance or advice, please email: support4@apolounion.com

General Note: SST Sensing Ltd. reserves the right to make changes to product specifications without notice or liability. All information is subject to SST Sensing Ltd.'s own data and considered accurate at time of going to print.

深圳市新世联科技有限公司

地址：深圳市深南中路2066号华能大厦712室
电话：0755-83680810 83680820 83680830 83680860
网址：www.apollounion.com

邮编：518031
传真：0755-83680866
邮箱：sales@apolounion.com